

God said, "I command the earth to give life to all kinds of tame animals, wild animals, and reptiles." And that's what happened. God made every one of them. Then he looked at what he had done, and it was good.

Genesis 1:24-25

Dear Parents/Carers,

How has the first week of stage four restrictions been for your family? This is a difficult time for us all and I am praying for God to continue to uphold you in everything you do. As we look through the creation story I am reminded of God's love and care for everything he created. During a time like this it brings comfort knowing the creator of the universe loves and cares for us all deeply.

This week we are looking at God's creation of land creatures, I wonder what your children's favourite is and how often that might change.

Blessings,
Jess

Supplies

- Children's Bible
- Craft Supplies depending on craft – see end of document
- Paper and Colour Pencils
- Animal Toys

Worship

- Whole Wide World - <https://www.youtube.com/watch?v=bHvGLEmJmWE>
- Our God Is A Great Big God
<https://www.youtube.com/watch?v=eSTfM8M2Md8&pbjreload=101>

Bible Verse

Today's Bible verse is Genesis 1:25. Read this slowly with your children having them repeat each word after you. You may even like to clap out the words.

"God made every one of them. Then he looked at what he had done, and it was good."

Prayer

For your time of prayer today you are going to be praying for things that match the colours of your children's clothing. For example, if they are wearing a blue shirt, you can thank God for the blue sky and the birds that fly in it. If they are wearing green socks they can thank God for the beautiful soft grass.

Story Time

This week we are looking at God creating land animals. In your children's Bible open up to the story of Creation. Have your children try to point out the different areas we have already covered. If you have any animal toys your children may like to play with them during this story time to demonstrate the variety of God's creation.

God's creation was looking beautiful. He had made light and dark. The blue sky, green grass and the wavy ocean. Then the sun, moon and twinkling stars. He also made fish to swim in the ocean and birds to fly in the sky. And God looked at each one and thought they were good. *If you are making the popsicle days of creation you can use them here)*

God also wanted to fill the land with lots of different animals. So, he created big tall animals like a giraffe (*Children to stand as tall as they can and be a giraffe*) and tiny littles ones like a mouse (*Children can crawl around quickly being a mouse*). God made wild animals like lions and bears, and he made animals like puppies and kittens too.

You can keep adding different animals that God made and having your children act them out.

God looked at all his animals, big and small, wild and tame, and all their different colours and sounds. God said, "this is all very good." God was very happy with all the animals he had created.

Children can say short prayer to say thank you to God for the different animals he created.

Craft

Popsicle Sticks Days of Creation

Each week as we look at the next day of God's creation your children will make a stick to represent what God created that day. This way each week as you make the new day you can easily revise what God had already created.


This craft can be done with paper, crayons and pencils, popsicle sticks (or any stick) and sticky tape.



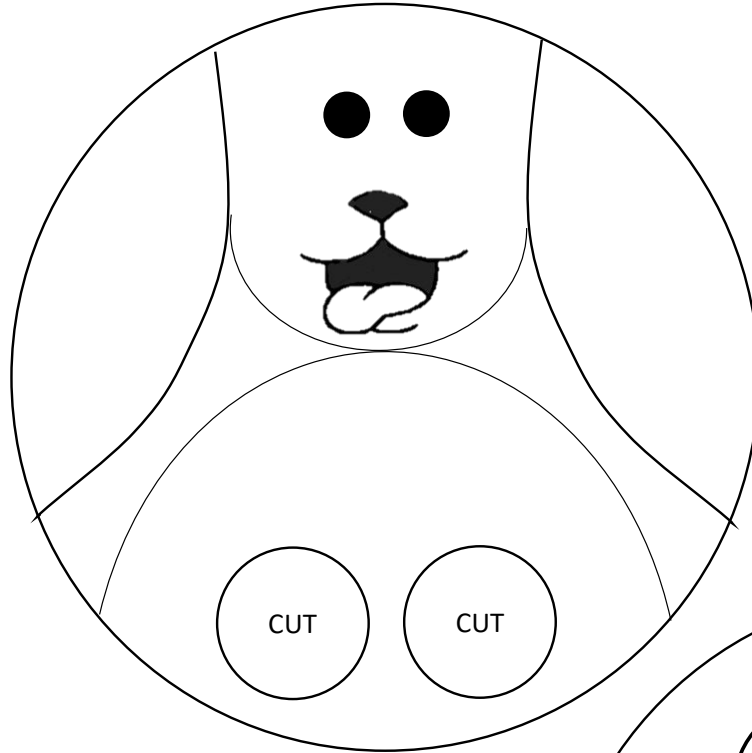
Animal Finger Puppets

Using the template below either printed or drawn onto a blank piece of paper children can make finger puppets of different animals. The template is for a mouse or teddy bear, puppy and a spider. On a blank piece of paper, you can also easily make your children's favourite animal into a finger puppet.

Mouse/Teddy

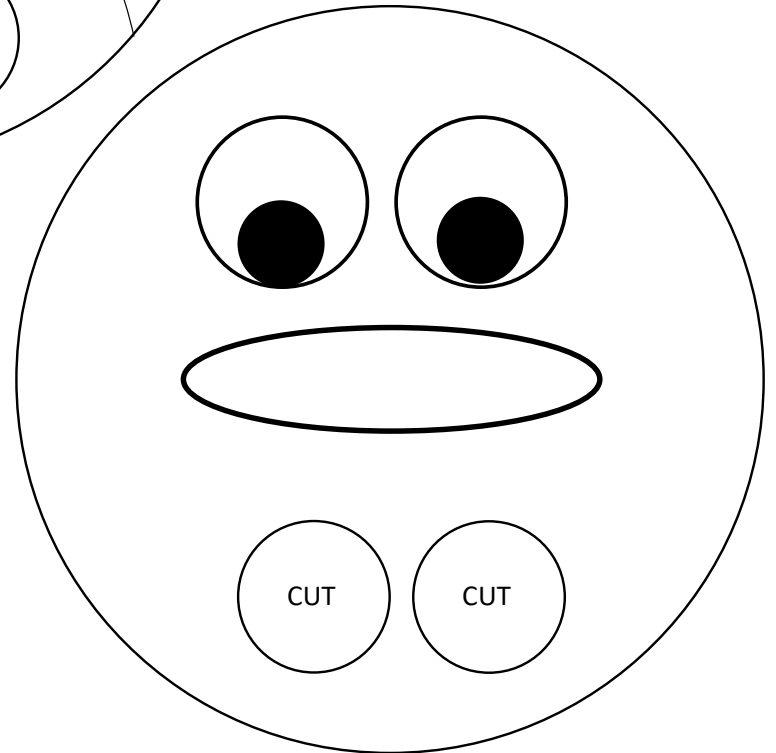


Puppy Dog



Spider

Use pipe cleaners for legs





Mandy Groce

<http://ministry-to-children.com>