

Your servant has killed both the lion and the bear, this uncircumcised Philistine will be like one of them, because he has defied the armies of the living God.

- 1 Samuel 17:36

Dear Parents/Carers,

I hope that your children have been enjoying learning about characters from the Old Testament. This week as we continue our series we will be learning about how God cared for the shepherd boy David. God used the little shepherd David in great and powerful ways. When David fought Goliath, God was with him, just as God is with us.

If you have children in more than one age group, can I please encourage you to pick one program that you feel works best for all your children's ages and complete that together as a family.

Blessings,
Jess

Supplies

- Children's Bible
- Farm animals, especially sheep, you could even use cotton buds
- Building blocks, pillows or something you can create a small fence with
- Tea towel and headband
- Toilet paper roll, glue, scissors, paper, printer, colour pencils

Worship

This week after the story time it would be great for the children to sing 'Our God is a Great Big God.' But before then please spend some time listening and singing to your family's favourite worship songs. This may have already been done in the worship period of Oaktree's service. Below are a few suggestions:

- Everybody, Everywhere <https://www.youtube.com/watch?v=er8xLZ6AyKg>
- Love One Another <https://www.youtube.com/watch?v=LYlkcoAfLU4>

Prayer

For your time of prayer today you are going to be praying for things that match the colours of your children's clothing. For example, if they are wearing a blue shirt, you can thank God for the blue sky and the birds that fly in it. If they are wearing brown pants, they could thank God for yummy treats like chocolate.

Story Time

Settle into a comfy spot in your home with your children. Read the story of David in your children's Bible or you can listen to and watch the story by downloading the Bible for Kids app.

Today's story is about a shepherd boy named David. Your children may like to dress up as shepherds this can easily be achieved with a tea towel on their head fastened with a headband.

David was the youngest brother and he stayed at home to look after his Father's sheep. Do you know what shepherds do? They look after the sheep, watch over them to keep them safe, and make sure they have enough food and water.

Help your children to make a pen to keep the sheep safe. This could be done with building blocks, pillows or whatever you have. Help children move the sheep, or whatever animals you have into the pen. Look after them by pretending to feed and water them.

God was with little David. When a bear or a lion would come to attack his sheep, God made David big and strong. So strong that he could fight and scare off the scariest lion and bear.

Children can pretend to fight off a lion and bear. They may like to use their animals or you could play the role of bear or lion.

One day God's people were fighting a scary army. That army had a soldier called Goliath. Goliath was really, really tall and really, really strong, all of God's people were afraid of him.

Children pretend to be scared, they might even show you how they would hide.

Can you guess who wasn't afraid of Goliath? David wasn't afraid of Goliath because he knew that God was looking after him, so he went to fight Goliath. Goliath was a lot taller than David, but God had made David big and strong on the inside. David trusted God.

Have your children show you their best strong pose, you may also like to show them yours.

God was with David that's why David won the battle! He threw a stone and Goliath came tumbling down. David trusted God was with him, and God was, he cared for David.

Children show you their best victory pose or dance.

Little David was important to God, God was going to make him a king. You are very important to God too, he also cares for you.

Dear God, thank you for caring for little David for making him brave, thank you for also caring for us. Amen.

Sing with your children Our God is a Great Big God

<https://www.youtube.com/watch?v=eSTfM8M2Md8>

Craft

Toilet roll shepherd:

Print off the template at the end of this document. Colour in the different components of David. Glue the large rectangle around the roll, this is David's robe. Next colour and glue the belt around the middle of the roll. Attach the head and arms with glue. To attach the feet, fold the tabs of the feet and glue them under the roll to make a '3D' effect.

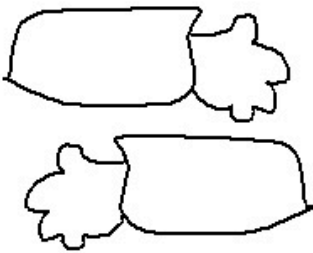
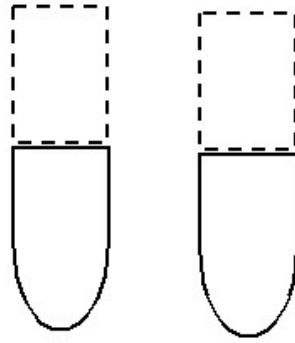

Glue the sheep either in the arms of the shepherd or at his feet.

Role Play

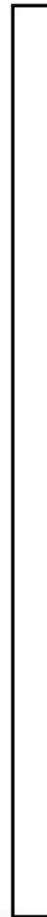

Allow your children to continue to play with the set up from story time. They can continue to play the shepherd caring for the animal in the pen. Help your child dress up as a shepherd. They may even be able to use a stick as a staff.

Alternatively, if the animal you created is big enough, they could be the sheep and you could play the role of the shepherd David.

As children play remind them that God was with David, God was the one who looked after him and made him big and strong to defeat Goliath.



Glue beside
feet or in
arms



belt