



Kid's Ministry

*Activity*

Packs

Acorns

*I promise you this. If you don't change and become like a child, you will never get into the kingdom of heaven. But if you are as humble as this child, you are the greatest in the kingdom of heaven.*

*- Matthew 18:3-4*

Dear Parents/Carers,

This week the children are looking at 'what did Jesus look like?' While we don't know exactly what Jesus looked like, the Bible provides us with plenty of imagery of what Jesus was like. Children will explore these different imageries coming to know Jesus more deeply.

If you have children in more than one age group, can I please encourage you to pick one program that you feel works best for all your children's ages and complete that together as a family.

I would love to have some photos of the beautiful artworks your children will create in order to put them in our weekly bulletin to encourage the rest of our church community with what our precious children are doing.

Blessings,

Jess

### Supplies

---

- Printer or Blank Paper
- Children's Bible
- Camera or Phone
- Coloured Pencils
- Glue
- Optional: dress ups
- Optional: bread, torch, vine, sheep toy

### Worship

---

Please spend some time listening and singing to your family's favourite worship songs. This may have already been done in the worship period of Oaktree's service. Below is a selection of action songs which you might like to try one:

- Our God is a Great Big God  
[https://www.youtube.com/watch?v=EAjUa4C\\_HLE](https://www.youtube.com/watch?v=EAjUa4C_HLE)
- Who's the King of the Jungle?  
[https://www.youtube.com/watch?v=\\_pCirKZr8QY](https://www.youtube.com/watch?v=_pCirKZr8QY)
- Build up One Another <https://www.youtube.com/watch?v=b2NV6K89DBk>

## Story Time

---

With your children's Bible find a special comfy place and together with your children read a story about Jesus.

Alternatively, you can act out a story with your children. For example, the parable of the lost sheep, Luke 15:1-7.

Collect some of your children's soft toys or figurines, these will be to represent the 99 sheep. Your child can play the role of the lost sheep and you can be the good shepherd.

One day a shepherd (that's you) was watching all of his/her sheep. He had 100 sheep, that's a lot of sheep to look after.

*(Go around to all the toys and check that they are ok, check if they are hungry, thirsty or sick).*

The shepherd was counting all of his sheep one day – one, two, three, ... ninety-eight, ninety-nine, where is the last sheep!

*(Your child can hide somewhere in the room to be the lost sheep, set a space they can hide in so they can still hear you).*

Tell all the other toys that you are going to leave them and go and look for the one missing sheep.

*(Go searching for your child, when you find them pick them up to bring them back to the flock).*

When the shepherd had found the one lost sheep and returned it everyone celebrated.

*(Everyone cheers).*

Jesus is our shepherd and he will always come looking for us, and look after us. Jesus loves us very, very much.

## Family Pictures

---

1: Have a look around your house at all the different family photos you have (these could also be on a computer or phone).

You might have photos of different generations (grandparents and great grandparents) or extended family (aunts, uncles, and cousins).

It would be fun for you to take a new family photo today. Be creative as you like! You could pretend that you are a family from a different time era or country and use dress ups to show this. You could be a family of superheros and all have to use your best superhero pose.

It's lovely to be able to know what all of these people look/looked like. When we think of them an image comes into our head.

Ask the children when they think of Jesus what image comes into their head/what does Jesus look like?

There weren't any cameras or iPhone's in Jesus day, so we don't have any photos of Him. We don't know exactly what he looked like. But the Bible is full of fun ways to describe what Jesus is like.

### **Picture This**

---

At the end of this document is an activity page for you to work through with your children. You can complete it all at once, but please feel welcome to work through it during the week. You could look at one Bible verse a day.

If you are unable to print this off, you can have your children collect the items and draw them on a blank piece of paper.

As the children draw each of the different ways that the Bible describes Jesus it would be lovely to try and find these items around the house as well.

### **Prayer Time**

---

Ask your children for one simple thing they have seen this week which was special or one thing that was fun.

Help them to say a very simple prayer to God saying thank you.

For example: Dear God, thank you for the pretty leaf we found outside. Amen



# Picture This

by Nancy Aguilar

## What did Jesus look like?

**Did He have brown eyes and curly hair? Was He tall with a big smile?**

No one took a picture of Jesus when He lived here on earth because cameras didn't exist. Even though we don't know exactly how He looked, the Bible gives us amazing word pictures about who Jesus is. Look at these pictures and then draw your own to understand Him better.



### Light

Light helps you see in the dark. When you have a problem, you

may feel like darkness is all around you. Jesus wants to help you. He's like a bright shining light to guide you.

### Bread

Bread fills you up and satisfies your hunger. When you give your life to Jesus, His love fills and satisfies you.



### Gate

A gate is the way into something. Jesus is like a gate because believing in Him opens the way to heaven and eternal life.



### Vine

Branches grow strong when they're attached to a healthy vine. Like a branch, you grow strong when you stay close to Jesus.



### Good Shepherd

A good shepherd loves his sheep and takes care of them when they're hurt, lost or afraid. Jesus loves you and takes care of you, too.



## Get the Picture


Read each of the Bible verses. Choose a picture from these pages and draw it in the empty frame to complete the Scripture. Then tell a friend how the pictures remind you of Jesus.

1 "I'm like a



Anyone who enters through me will be saved." —John 10:9

3 "I am the




You are the branches." —John 15:5

5 "The



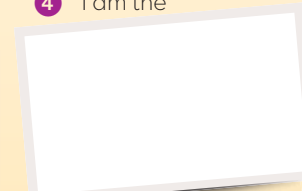
of God is the One who comes down from heaven. He gives life to the world." —John 6:33

2 "I am the



The shepherd gives his life for the sheep." —John 10:11

4 "I am the



of the world. Those who follow me will never walk in darkness. They will have the light that leads to life." —John 8:12

Someday we will see Jesus. As God's children, 1 John 3:2 tells us that when Christ appears, "We will see him as he really is." What an exciting day that will be!

ALL IMAGES © THINKSTOCK